



Emergency Medical Services Committee
Tuesday, June 10, 2025
Agenda

Call to Order

Check for Quorum

Welcome Mayor's Emerging Leaders

Public Comments – Limited to Agenda Items

Approval of Minutes: May 13, 2025

Agenda:

- Maintenance Report
- Response Report
- Financial Report

Other Business:

Next Meeting: July 8, 2025

Adjourn:

EMS Maintenance Report

For the Month May

2025

(5797GC) 2016 E-450 #81 VIN# 1FDXE4FS6GDC37932					
Date	Aug. Mileage	Sept. Mileage	Description of Work Performed	Total Cost	Total this FY
			Remounted as Permit #14	\$0.00	
			Total Monthly Cost:	\$0.00	\$104.02
(0388GE) 2017 E-450 #82 VIN# 1FDXE4FS8HDC21250					
Date	July Mileage	Aug. Mileage	Description of Work Performed	Total Cost	Total this FY
			Remounted as Permit #13	\$0.00	
			Total Monthly Cost:	\$0.00	\$502.49
(7693GE) 2018 E-450 #85 VIN# 1FDXE4FSXJDC05380					
Date	Sept. Mileage	Oct. Mileage	Description of Work Performed	Total Cost	Total this FY
			Remounted as Permit #15	\$0.00	
			Total Monthly Cost:	\$0.00	\$151.99
(7692GE) 2018 E-450 #86 VIN# 1FDXE4FS1JDC05378					
Date	Nov. Mileage	Dec. Mileage	Description of Work Performed	Total Cost	Total this FY
			Remounted as Permit #16	\$0.00	
			Total Monthly Cost:	\$0.00	\$558.38
(2704GF) 2018 E-450 #89 VIN# 1FDXE4FS1JDC14873					
Date	Dec. Mileage	Jan. Mileage	Description of Work Performed	Total Cost	Total this FY
			Remounted as Permit #17	\$0.00	
			Total Monthly Cost:	\$0.00	\$209.71
(2707GF) 2018 E-450 #90 VIN# 1FDXE4FS5JDC14875					
Date	Feb. Mileage	Mar. Mileage	Description of Work Performed	Total Cost	Total this FY
	125,434		OOS for Remount process	\$0.00	
			Total Monthly Cost:	\$0.00	\$191.03
(2706GF) 2018 E-450 #91 VIN# 1FDXE4FS4JDC19484					
Date	Jan. Mileage	Feb. Mileage	Description of Work Performed	Total Cost	Total this FY
	163,897		OOS @ Admin for outfitting. Will be Permit #18	\$0.00	
			Total Monthly Cost:	\$0.00	\$260.28
(2705GF) 2018 E-450 #92 VIN# 1FDXE4FSXJDC14872					
Date	Feb. Mileage	Mar. Mileage	Description of Work Performed	Total Cost	Total this FY

EMS Maintenance Report

For the Month May

2025

	111,966		OOS @ Select Tech/In remount process. Will be Permit #19	\$0.00	
			Total Monthly Cost:	\$0.00	\$251.69
(5658GG) 2020 F-450 #95 VIN# 1FDUF4GN9LDA05876					
Date	April Mileage	May Mileage	Description of Work Performed	Total Cost	Total this FY
	82,941	84,377		\$0.00	
			Total Monthly Cost:	\$0.00	\$3,215.22
(5674GG) 2020 F-450 #96 VIN# 1FDUF4GN3LDA07073					
Date	April Mileage	May Mileage	Description of Work Performed	Total Cost	Total this FY
	97,123	98,530		\$0.00	
			Total Monthly Cost:	\$0.00	\$1,334.80
(5672GG) 2020 F-450 #97 VIN# 1FDUF4GN5LDA07074					
Date	April Mileage	May Mileage	Description of Work Performed	Total Cost	Total this FY
	123,438	124,282		\$0.00	
			Total Monthly Cost:	\$0.00	\$4,980.03
(5673GG) 2020 F-450 #98 VIN# 1FDUF4GN1LDA07072					
Date	April Mileage	May Mileage	Description of Work Performed	Total Cost	Total this FY
	144,258	145,079		\$0.00	
			Total Monthly Cost:	\$0.00	\$1,491.21
(7235GG) 2020 F-450 #99 VIN# 1FDUF4GNXLDA11668					
Date	April Mileage	May Mileage	Description of Work Performed	Total Cost	Total this FY
	128,359	128,676		\$0.00	
			Total Monthly Cost:	\$0.00	\$3,324.31
(7236GG) 2020 F-450 #01 VIN# 1FDUF4GN1LDA11669					
Date	April Mileage	May Mileage	Description of Work Performed	Total Cost	Total this FY
5/8/2025	93,016	94,687	Dismount/mount/balance tires x 4	\$120.00	
			Total Monthly Cost:	\$120.00	\$14,728.01
(3681GH) 2022 F-450 #02 VIN# 1FDUF4GN7NDA01540					
Date	April Mileage	May Mileage	Description of Work Performed	Total Cost	Total this FY
	74,024	74,090		\$0.00	
			Total Monthly Cost:	\$0.00	\$1,382.12
(3693GH) 2022 F-450 #03 VIN# 1FDUF4GN9NDA01541					

EMS Maintenance Report

For the Month May

2025

Date	April Mileage	May Mileage	Description of Work Performed	Total Cost	Total this FY
	82,030	85,031		\$0.00	
			Total Monthly Cost:	\$0.00	\$2,327.09
(7783GH) 2022 F-450 #04 VIN# 1FDUF4GN8NDA16502					
Date	April Mileage	May Mileage	Description of Work Performed	Total Cost	Total this FY
12/12/2024	65,967	68,186	Annual Inspection (old invoice, just now received)	\$25.00	
			Total Monthly Cost:	\$25.00	\$543.26
(9360GH) 2022 F-450 #05 VIN# 1FDUF4GNXNDA16503					
Date	April Mileage	May Mileage	Description of Work Performed	Total Cost	Total this FY
5/1/2025	89,240	91,976	Serviced with inspection	\$93.20	
			Total Monthly Cost:	\$93.20	\$2,951.67
(9398GH) 2022 F-450 #06 VIN# 1FDUF4GN1NDA16504					
Date	April Mileage	May Mileage	Description of Work Performed	Total Cost	Total this FY
4/28/2025	66,188	OOS @ J&W	Serviced with inspection	\$136.48	
			Total Monthly Cost:	\$136.48	\$8,072.83
(9409GH) 2022 F-450 #07 VIN# 1FDUF4GN3NDA16505					
Date	April Mileage	May Mileage	Description of Work Performed	Total Cost	Total this FY
	38,088	39,527		\$0.00	
			Total Monthly Cost:	\$0.00	\$1,318.84
(7694-GE) 2023 F-450 #08 VIN# 1FDUF4GNXPED04633					
Date	April Mileage	May Mileage	Description of Work Performed	Total Cost	Total this FY
5/12/2025	12,838	14,037	Dismount/mount/balance tires x 2	\$60.00	
			Total Monthly Cost:	\$60.00	\$150.00
(7691-GE) 2023 F-450 #09 VIN# 1FDUF4GN1PED04634					
Date	April Mileage	May Mileage	Description of Work Performed	Total Cost	Total this FY
	20,910	22,721		\$0.00	
			Total Monthly Cost:	\$0.00	\$292.45
(0343-GE) 2023 F-450 #10 VIN# 1FDUF4GN3PED04635					
Date	April Mileage	May Mileage	Description of Work Performed	Total Cost	Total this FY
	16,770	18,766		\$0.00	

EMS Maintenance Report

For the Month May

2025

			Total Monthly Cost:	\$0.00	\$205.00
(0342-GE) 2023 F-450 #11 VIN# 1FDUF4GN5PED04636					
Date	April Mileage	May Mileage	Description of Work Performed	Total Cost	Total this FY
	18,697	21,042		\$0.00	
			Description of Work Performed	\$0.00	\$598.27
(5798-GC) 2023 F-450 #12 VIN# 1FDUF4GN7PED04637					
Date	April Mileage	May Mileage	Description of Work Performed	Total Cost	Total this FY
	17,519	20,694		\$0.00	
			Total Monthly Cost:	\$0.00	\$487.45
(0388GE) 2023 F-450 #13 VIN# 1FDUF4GN9PDA18004					
Date	April Mileage	May Mileage	Description of Work Performed	Total Cost	Total this FY
5/5/2025	15,429	16,292	Serviced with inspection	\$86.18	
5/8/2025			Tow of vehicle from Skyline Med. Ctr to Sango Bus Shop	\$100.00	
			Total Monthly Cost:	\$186.18	\$554.19
(5797GC) 2023 F-450 #14 VIN# 1FDUF4GN7PDA18244					
Date	April Mileage	May Mileage	Description of Work Performed	Total Cost	Total this FY
	12,022	13,053		\$0.00	
			Total Monthly Cost:	\$0.00	\$322.31
(7693GE) 2023 F-450 #15 VIN# 1FDUF4GN7PDA18261					
Date	April Mileage	May Mileage	Description of Work Performed	Total Cost	Total this FY
4/22/2025	5,413	6,415	Serviced with inspection	\$73.68	
5/14/2025			Body work repair from damage	\$502.85	
			Total Monthly Cost:	\$576.53	\$576.53
(7692GE) 2023 F-450 #16 VIN# 1FDUF4GN4PDA18184					
Date	April Mileage	May Mileage	Description of Work Performed	Total Cost	Total this FY
	741	3,221		\$0.00	
				\$0.00	\$0.00
SORT 2 UNIT (GX1067) 2006 F-650 VIN# 3FRNF66F26V317882					
Date	April Mileage	May Mileage	Description of Work Performed	Total Cost	Total this FY
	167,987	168,046		\$0.00	

EMS Maintenance Report

For the Month May

2025

			Total Monthly Cost:	\$0.00	\$642.23
<i>SORT UNIT (6310-GB) 2012 F-450 #69 VIN# 1FDUF4GT8CEB55275</i>					
Date	April Mileage	May Mileage	Description of Work Performed	Total Cost	Total this FY
	218,580	218,601		\$0.00	
				\$0.00	\$1,018.21
<i>ERT2 (GR1689) 1995 INTL. VIN# 1HTSLAAM6SH659442</i>					
Date	April Mileage	May Mileage	Description of Work Performed	Total Cost	Total this FY
	134,326	134,326		\$0.00	
			Total Monthly Cost:	\$0.00	\$0.00
<i>ERT3 (GR1635) 1996 INTL. VIN# 1HTSLAAM3SH218769 SORT 3 UNIT</i>					
Date	April Mileage	May Mileage	Description of Work Performed	Total Cost	Total this FY
	144,575	144,575		\$0.00	
			Total Monthly Cost:	\$0.00	\$0.00
<i>(GX1093) 2006 F-150 VIN# 1FTRX14W36NB06008</i>					
Date	April Mileage	May Mileage	Description of Work Performed	Total Cost	Total this FY
	203,792	203,835		\$0.00	
			Total Monthly Cost:	\$0.00	\$0.00
<i>(Will be transferred to Risk Management) Training 2013 Tahoe (6317GB) VIN# 1GNSK2E02DR158744</i>					
Date	April Mileage	May Mileage	Description of Work Performed	Total Cost	Total this FY
	127,002	OOS	OOS until transferred	\$0.00	
			Total Monthly Cost:	\$0.00	\$139.46
<i>District Reserve Support 1 2014 Tahoe (2718GC) VIN# 1GNSK2E07ER157865</i>					
Date	Mar. Mileage	April Mileage	Description of Work Performed	Total Cost	Total this FY
	154,343	154,360	OOS and transferred to County Fire	\$0.00	
			Total Monthly Cost:	\$0.00	\$65.82
<i>SORT Command (2826GC) 2015 Chevy 2500HD VIN# 1GC1KUEG3FF552139</i>					
Date	April Mileage	May Mileage	Description of Work Performed	Total Cost	Total this FY
	149,790	150,002		\$0.00	
			Total Monthly Cost:	\$0.00	\$72.84
<i>EMS Training 2017 Tahoe (5098GE) VIN# 1GNSKFEC8HR326054</i>					

EMS Maintenance Report

For the Month May

2025

Date	April Mileage	May Mileage	Description of Work Performed	Total Cost	Total this FY
	77,292	78,209		\$0.00	
			Total Monthly Cost:	\$0.00	\$845.84
District Reserve Support 2 2020 Tahoe (1106GG) VIN# 1GNSKFEC5LR305168					
Date	April Mileage	May Mileage	Description of Work Performed	Total Cost	Total this FY
	110,240	110,762		\$0.00	
			Total Monthly Cost:	\$0.00	\$6,788.18
District 3 2019 Tahoe (8554GF) VIN# 1GNSKFEC8KR401553					
Date	Mar. Mileage	April Mileage	Description of Work Performed	Total Cost	Total this FY
5/2/2025	139,275	142,232	Radiator replaced/OOS and transferred to County Fire	\$138.45	
			Total Monthly Cost:	\$138.45	\$4,203.28
District Reserve Support 1 2019 Tahoe (8531GF) VIN# 1GNSKFEC9KR369762					
Date	April Mileage	May Mileage	Description of Work Performed	Total Cost	Total this FY
5/6/2025	102,811	103,119	Serviced with inspection	\$108.31	
			Total Monthly Cost:	\$108.31	\$749.92
EMS Command 2024 F250 (7166GI) VIN# 1FT7W2BN9REC64013					
Date	Mar. Mileage	April Mileage	Description of Work Performed	Total Cost	Total this FY
	15,034	16,380		\$0.00	
			Total Monthly Cost:	\$0.00	\$390.36
EMS District 1 2024 F250 (1000GJ) VIN# 1FT7W2BNXREF19252					
Date	April Mileage	May Mileage	Description of Work Performed	Total Cost	Total this FY
		953		\$0.00	
			Total Monthly Cost:	\$0.00	\$0.00
EMS District 2 2024 F250 (1001GJ) VIN# 1FT7W2BN8REF17631					
Date	April Mileage	May Mileage	Description of Work Performed	Total Cost	Total this FY
		2,252		\$0.00	
			Total Monthly Cost:	\$0.00	\$0.00
EMS District 3 2024 F250 (2252GJ) VIN# 1FT7W2BNXREF18053					
Date	April Mileage	May Mileage	Description of Work Performed	Total Cost	Total this FY
		2,419		\$0.00	

EMS Maintenance Report

For the Month May

2025

			Total Monthly Cost:	\$0.00	\$0.00
Temp EMA Loaner 2016 Tahoe (5804GZ) VIN# 1GNSKFEC8GR396457					
Date	April Mileage	May Mileage	Description of Work Performed	Total Cost	Total this FY
5/5/2025	90,855	91,749	Serviced with inspection	\$107.05	
			Total Monthly Cost:	\$107.05	\$2,767.01
EMS Chief 2022 Ford F-350 (7304GH) VIN# 1FT8W3BT6NEE22035					
Date	April Mileage	May Mileage	Description of Work Performed	Total Cost	Total this FY
	24,953	25,867		\$0.00	
			Total Monthly Cost:	\$0.00	\$403.18
Operations Asst. Chief 2024 F250 (7167GI) VIN# 1FT7W2BN4REC62461					
Date	April Mileage	May Mileage	Description of Work Performed	Total Cost	Total this FY
	15,096	16,125		\$0.00	
			Total Monthly Cost:	\$0.00	\$408.78
Administration Asst. Chief 2021 Expedition (1934GH) VIN# 1FMJU1JT1MEA59232					
Date	April Mileage	May Mileage	Description of Work Performed	Total Cost	Total this FY
	25,650	26,680		\$0.00	
			Total Monthly Cost:	\$0.00	\$277.76
Fleet/Facilities Manager (9423-GH) 2023 International CV515 VIN# 1HTKTSWK9PH149753					
Date	April Mileage	May Mileage	Description of Work Performed	Total Cost	Total this FY
4/23/2025	34,201	35,233	On board compressor engine repair/service	\$174.11	
			Total Monthly Cost:	\$174.11	\$905.03
Facilities (7154-GI) 2023 Chevy Express 2500 Van VIN# 1GCWGAFP7P1234883					
Date	April Mileage	May Mileage	Description of Work Performed	Total Cost	Total this FY
	21,694	22,601		\$0.00	
			Total Monthly Cost:	\$0.00	\$300.50
EMS Utility (5170-GA) 2012 F-450 FLEET/FACILITIES VIN# 1FDUF4GT4CEA71907					
Date	April Mileage	May Mileage	Description of Work Performed	Total Cost	Total this FY
	261,788	261,788		\$0.00	
			Total Monthly Cost:	\$0.00	\$7,181.16
2004 John Deere 6X4 UTV					

EMS Maintenance Report

For the Month May

2025

Date	April Mileage	May Mileage	Description of Work Performed	Total Cost	Total this FY
				\$0.00	
			Total Monthly Cost:	\$0.00	\$0.00
2016 Polaris 800 6X6 UTV VIN# 4XARAA761GT734036					
Date	April Mileage	May Mileage	Description of Work Performed	Total Cost	Total this FY
				\$0.00	
			Total Monthly Cost:	\$0.00	\$0.00
2024 Polaris 1000 4x4 UTV Vin# 4XARSE99XR8453791					
Date	April Mileage	May Mileage	Description of Work Performed	Total Cost	Total this FY
				\$0.00	
			Total Monthly Cost:	\$0.00	\$0.00
AMBU-BUS VIN# 1BAAKCSA7TF070743					
Date	April Mileage	May Mileage	Description of Work Performed	Total Cost	Total this FY
	201,319	201,319		\$0.00	
			Total Monthly Cost:	\$0.00	\$0.00
Totals					
Parts Cost	July	\$980.37		Month Total	Grand Total FY
	August	\$1,920.14		\$1,725.31	\$78,244.74
	September	\$3,372.30			
	October	\$1,295.38	Allocated Funding	\$95,000.00	
	November	\$405.13	Total FY 2024-2025 Expenditures Incl Parts	\$91,442.07	
	December	\$343.76	Remaining Fund Balance	\$3,557.93	
	January	\$36.98	Percentage of Budget Exhausted	96%	
	February	\$92.84	Percentage of Budget Remaining	4%	
	March	\$449.89			
	April	\$3,185.67			
	May	\$1,114.87			
	June				
Total FY 24-25		\$13,197.33			



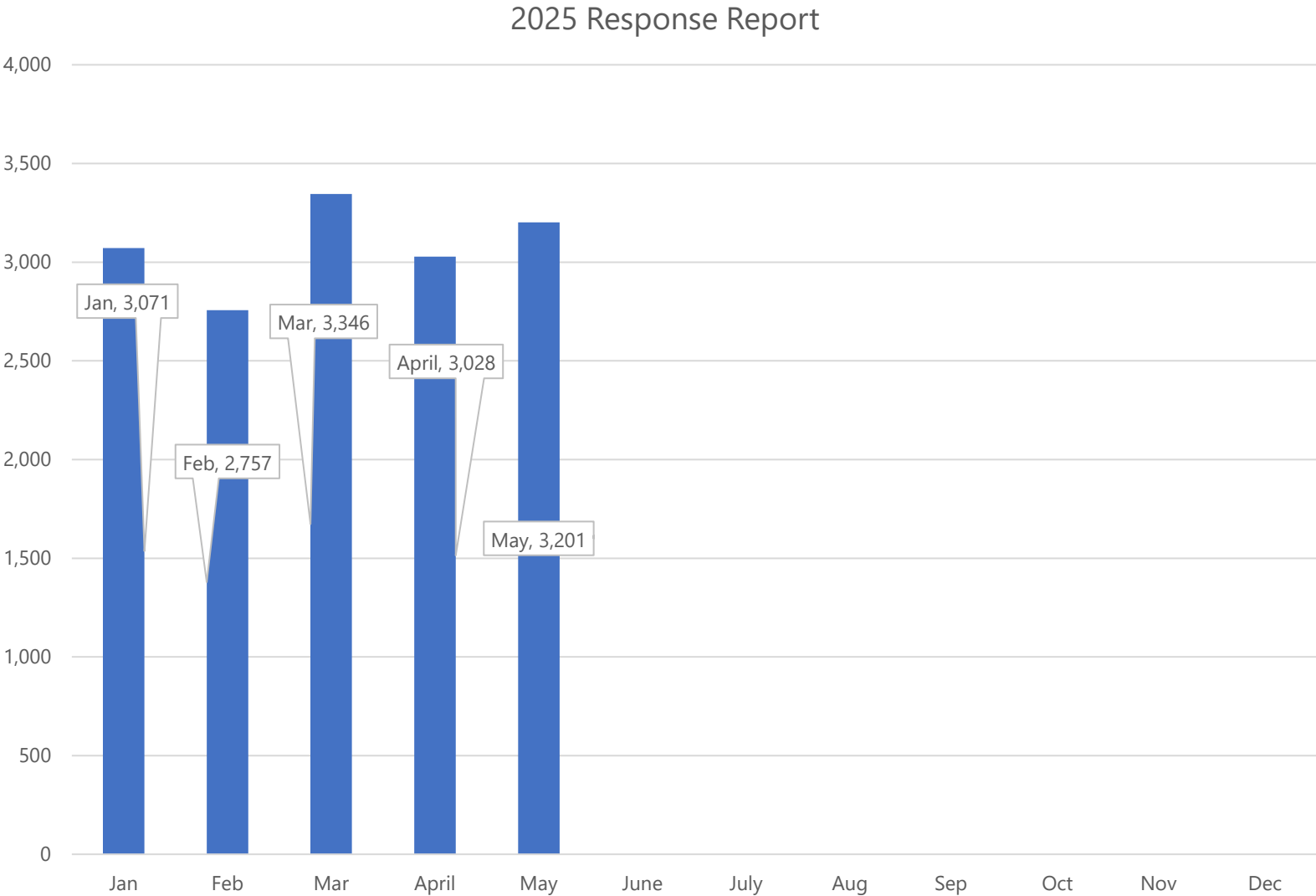
EMS Response Report for May 2025

A creative way to visually report EMS
Data.

2025 EMS Monthly Response Report

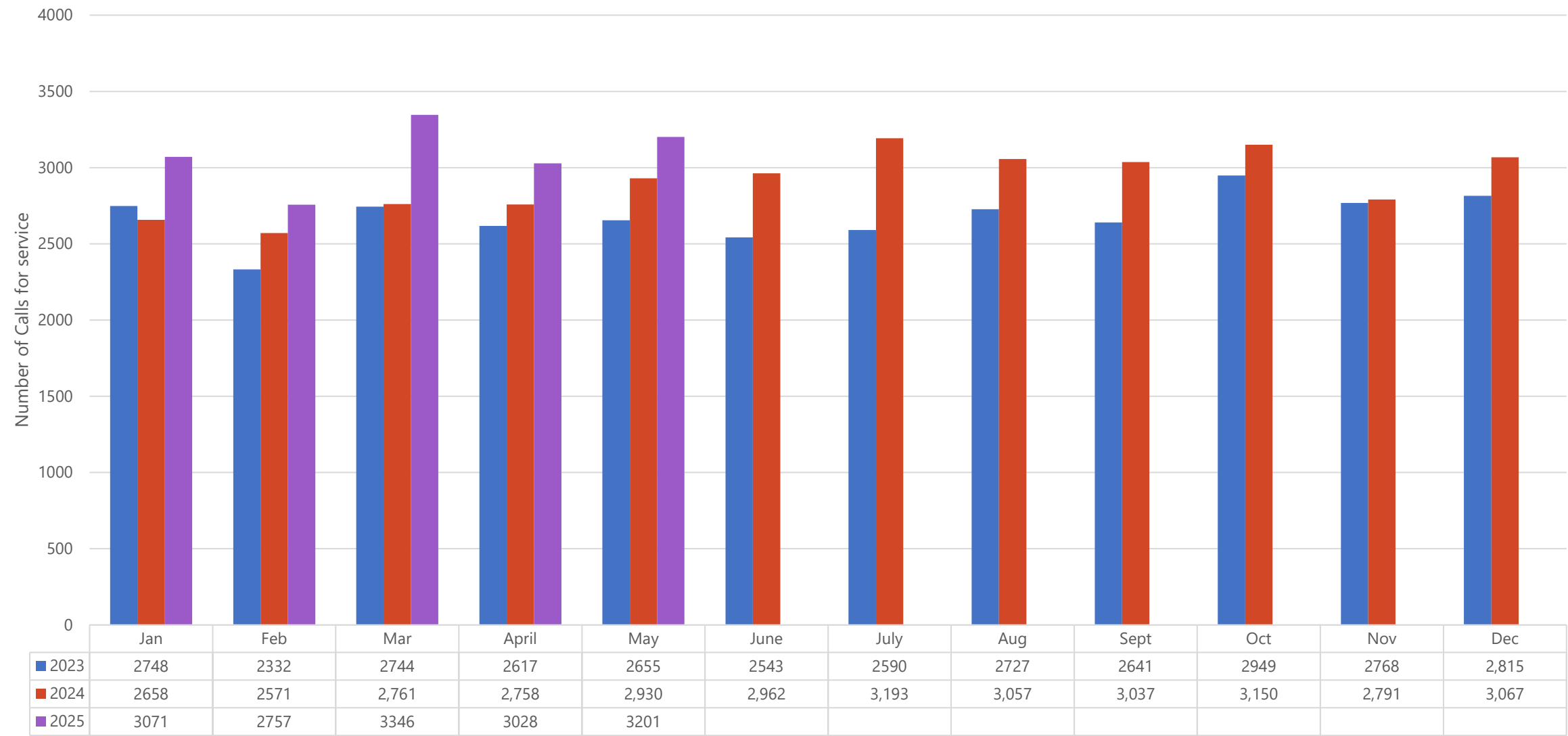
Total call volume by month:

- January 3071
- February 2757
- March 3346
- April 3028
- May 3201

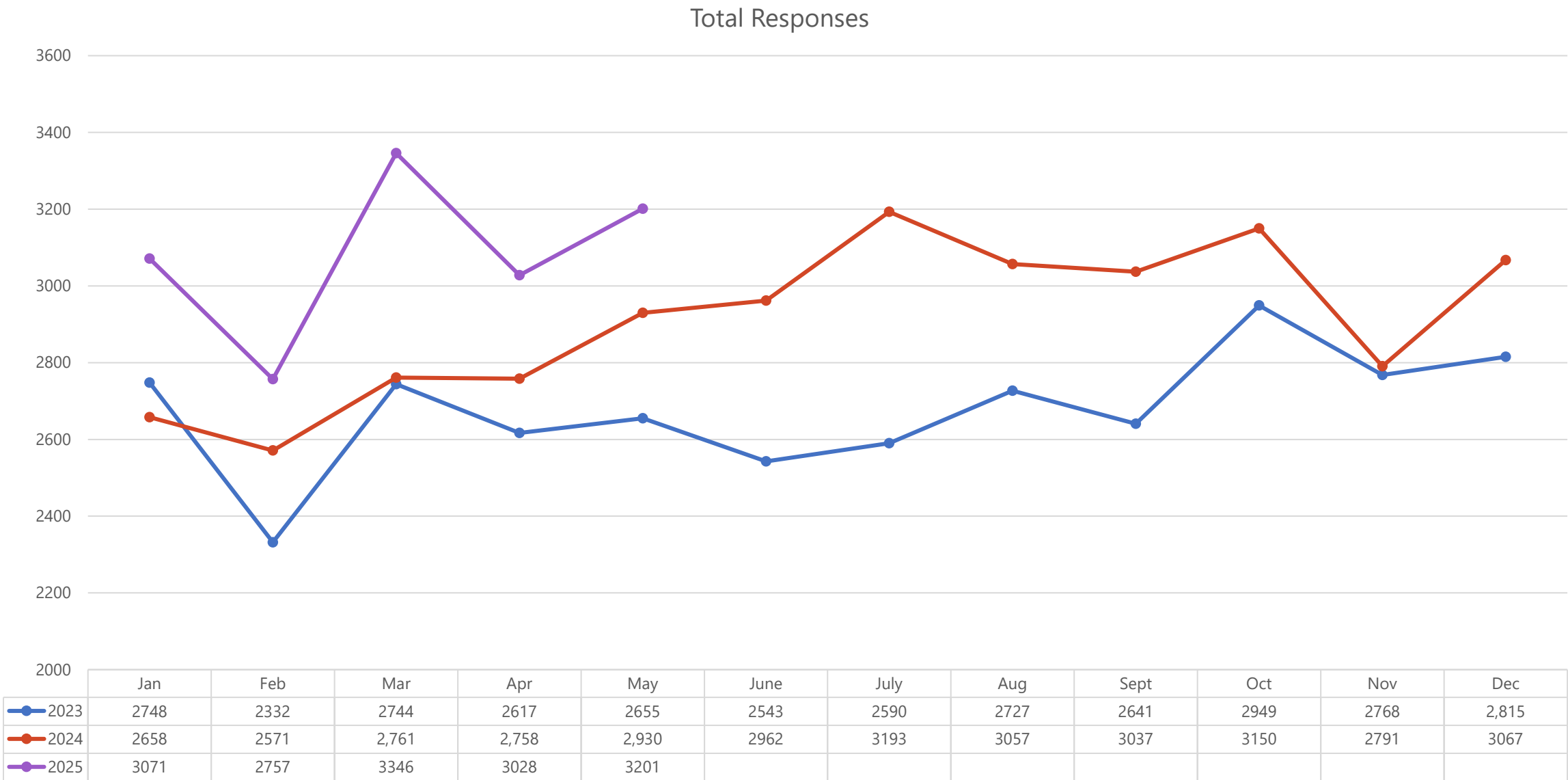


Historical Response Data

Yearly Responses



Total Responses for 2023, 2024 and 2025 Comparison



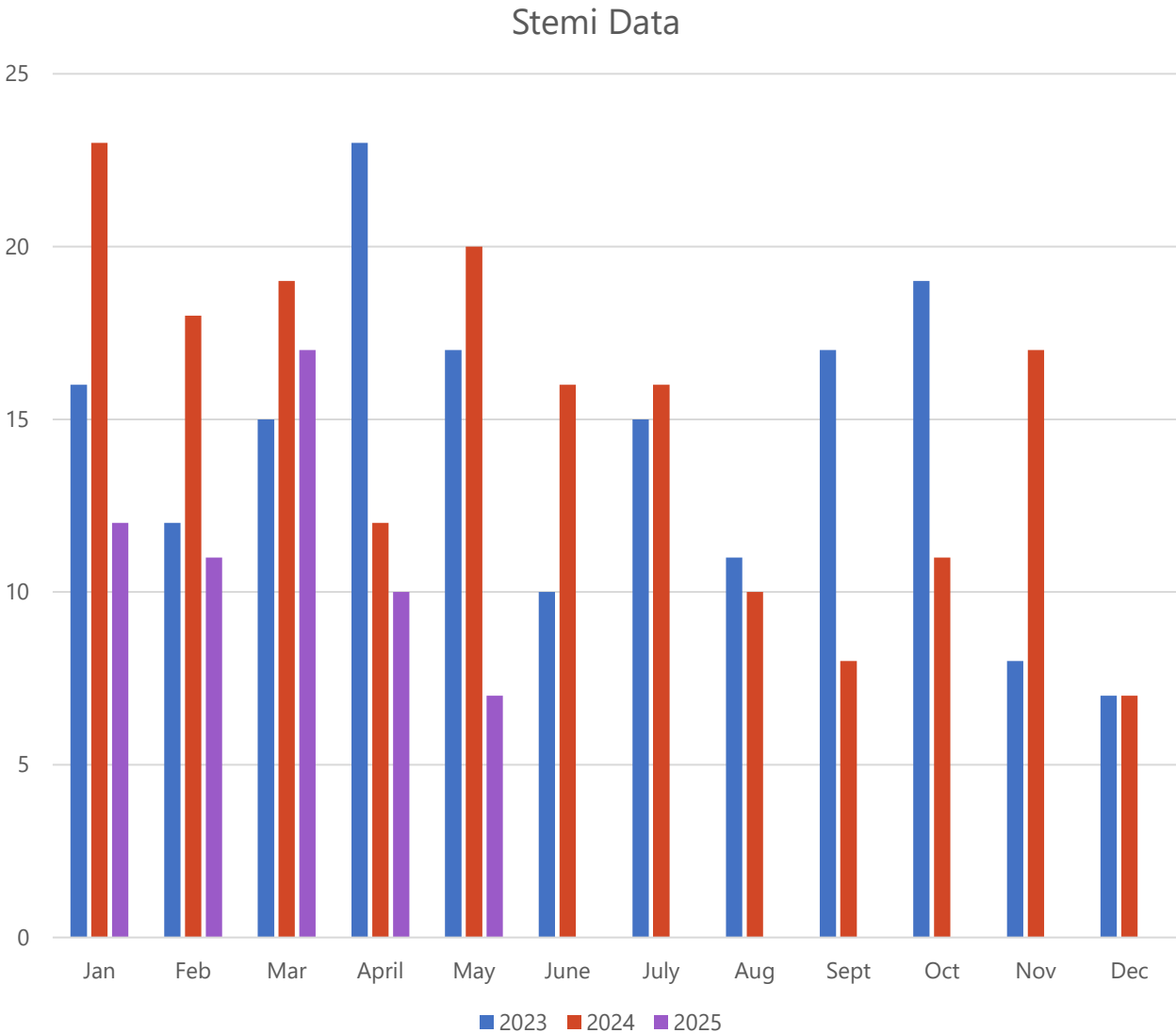
Clinical Reports



STEMI Report

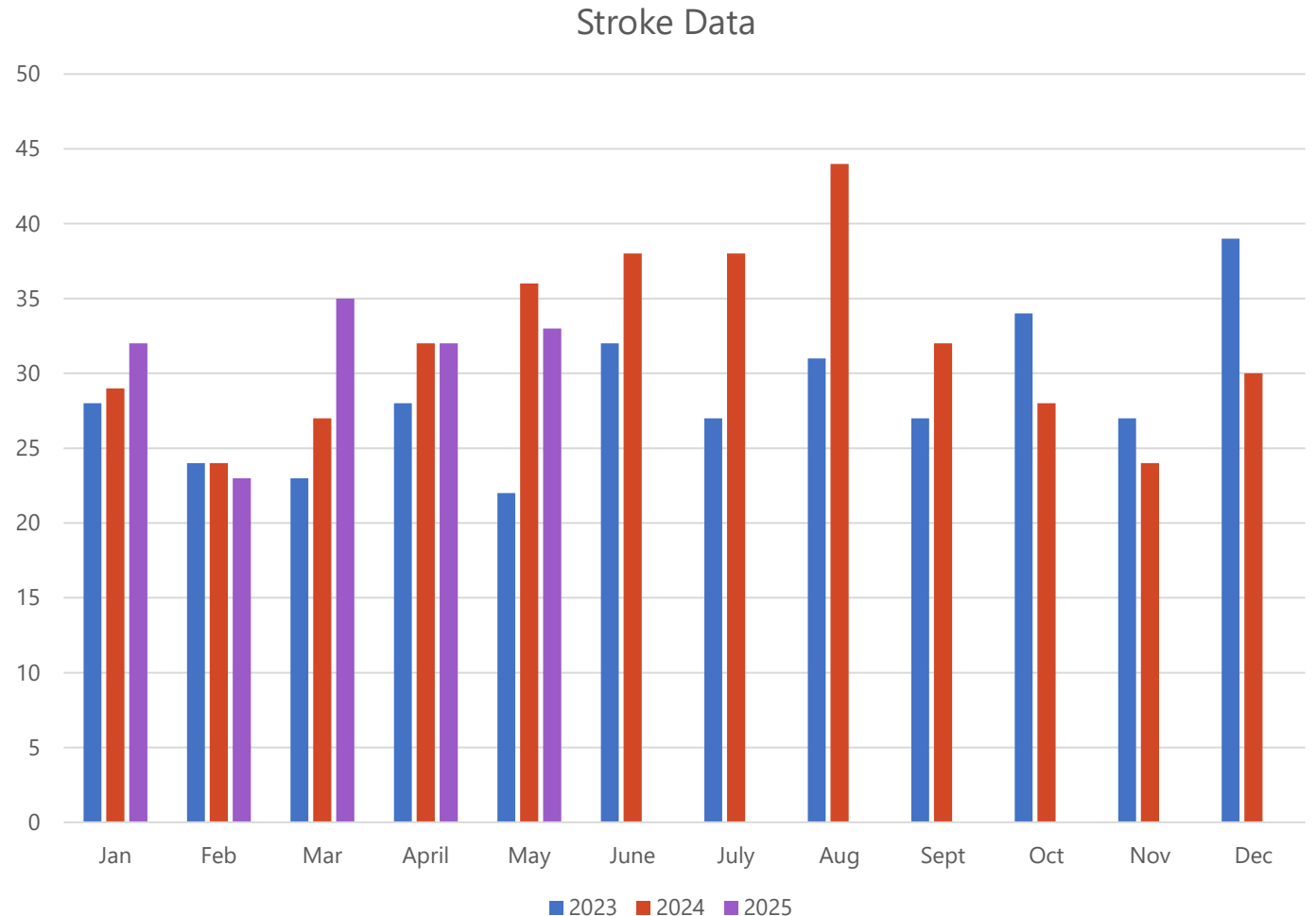
STEMI is defined as a **ST** segment **E**levation on our cardiac monitor.

Also known as a **M**yocardial **I**nfarction, or an active heart attack.



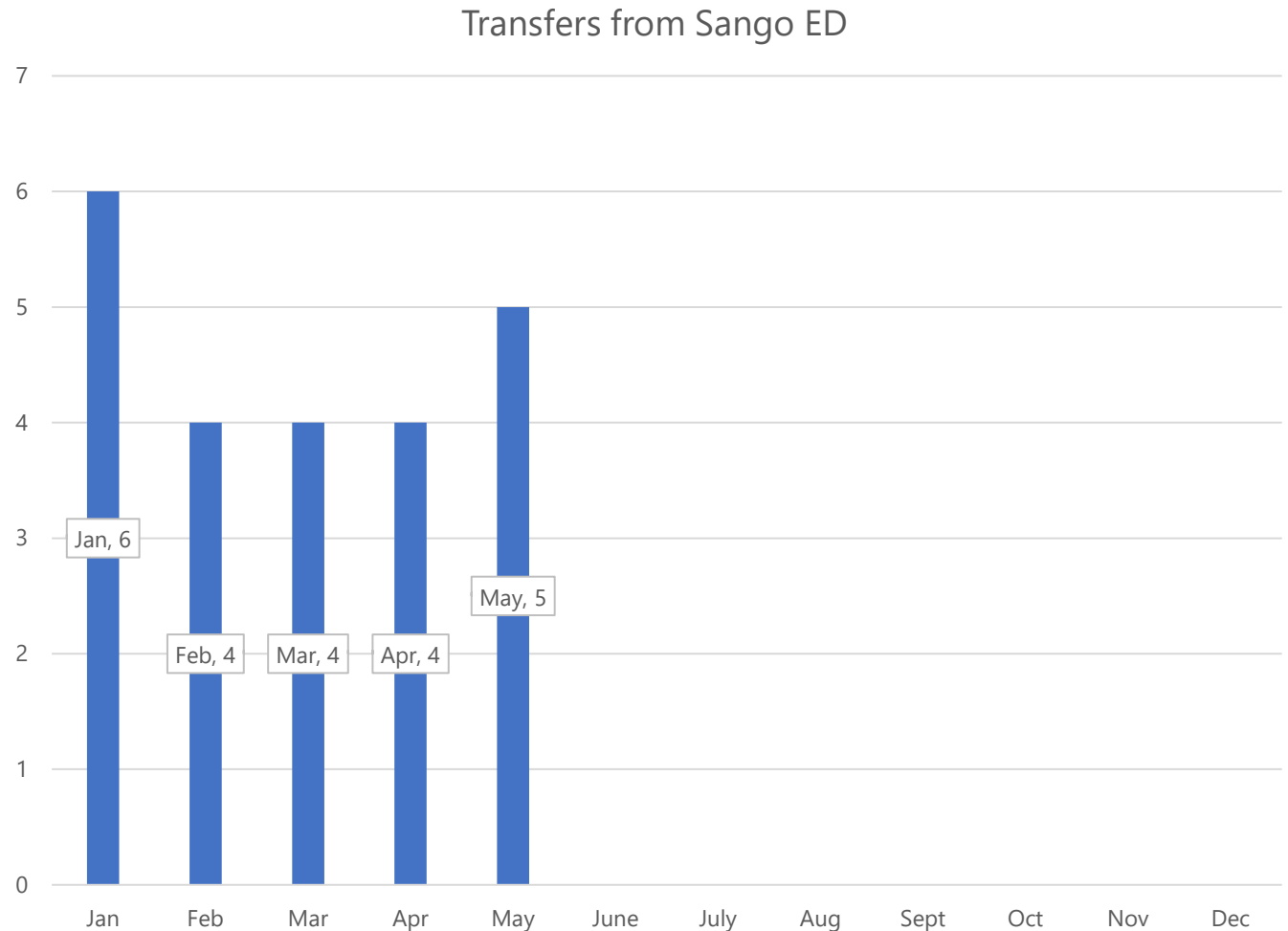
Clinical Reports Continued

- **Cerebral Vascular Accident**
- CVA is a Stroke: A Stroke is when a portion of the brain is not receiving blood flow.
- The majority of Strokes are caused by occlusions or blood clots in a similar mechanism as a heart attack.



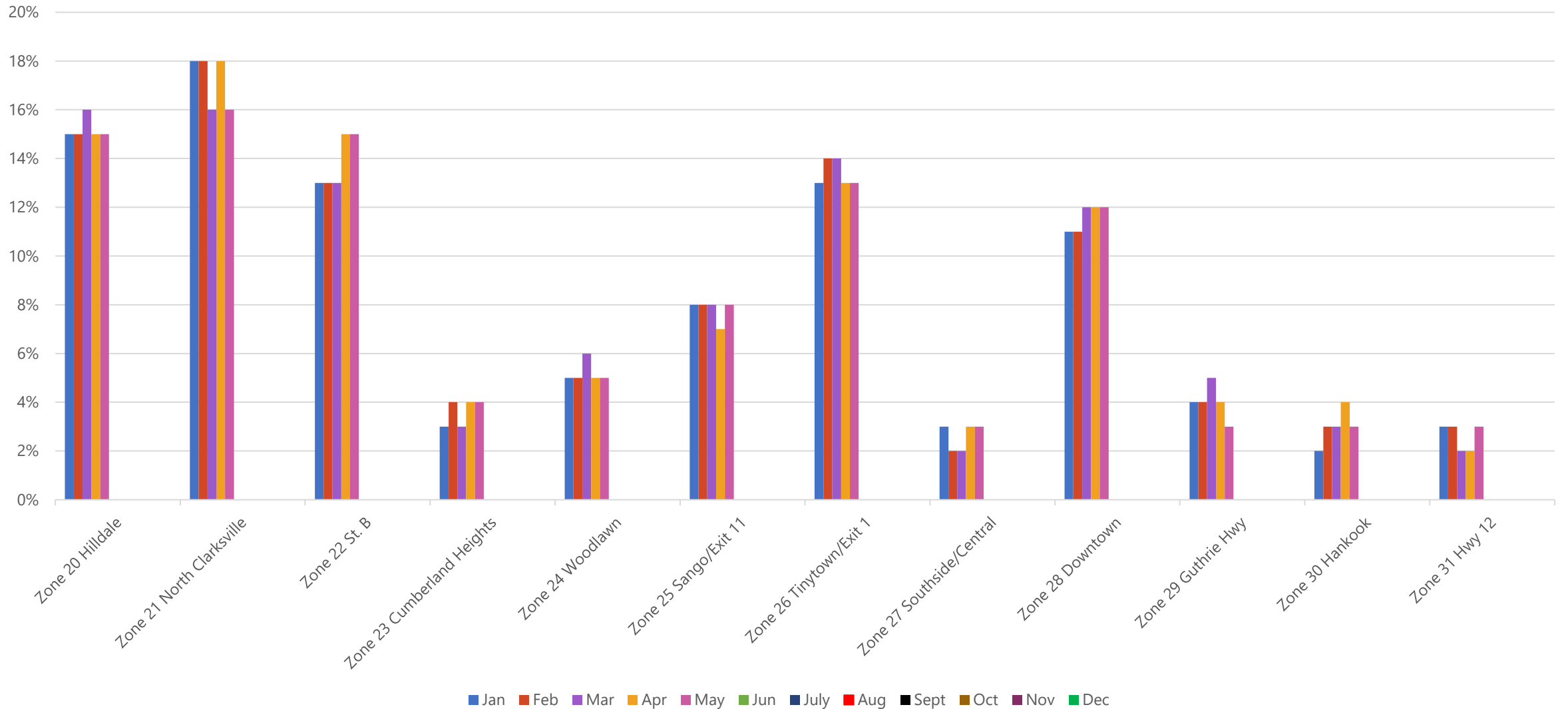
Transfers from Sango Emergency Department

- Transfers from Sango ED occur when no other resource is available, and the patient meets established clinical criteria for an immediate transfer to the main facility or a higher level of care at a Nashville facility.
- Examples:
 - Needing flight
 - STEMI
 - Emergent OB
 - Emergent Surgery



2025 Zone Responses

2025 Zone Response Percentages



Total Responses by Units



Other Monthly Statistics/Information

- 29 Coroner Cases worked for the month
- 9.2% Increase in call volume from May of 2024
- Provided coverage for an 8K Greenway Race
- Participated in the CMCSS career fest x 2 days
- Attended the Middle TN EMS Director's Conference
- Participated in a Touch a Truck event at Kirkwood Middle
- Presented at 2 Girl Scout events
- Provided coverage for a 4-H cattle show x 2 days
- Participated in a Touch a Truck event at Clarksville Grace Church of the Nazarene
- EMS Week 2025 Festivities
- Attended the Station Design Conference with MCSO and MCFS
- Training Division provided AED training to Chamber of Commerce
- Training Division provided CPR classes to the community CERT team
- Participated in a Touch a Truck event at the Red Barn daycare
- Current Openings: 0



Montgomery County Emergency Medical Services Financial Report for the Month
of: May 2025

Total Charges		Total Collections					
	Total Amount Charged	Private Pay	Insurance	Medicaid	Medicare	Tennova	Total Collection By Month
Jul	\$1,418,072.00	\$39,222.93	\$266,325.48	\$90,883.55	\$263,826.17	\$0.00	\$660,258.13
Aug	\$1,255,585.83	\$34,595.37	\$303,927.94	\$104,716.54	\$171,551.26	\$0.00	\$614,791.11
Sep	\$1,136,073.81	\$36,547.56	\$291,852.14	\$174,672.88	\$142,491.23	\$0.00	\$645,563.81
Oct	\$1,387,037.39	\$26,615.91	\$249,634.77	\$88,152.16	\$234,458.22	\$0.00	\$598,861.06
Nov	\$1,157,775.00	\$38,709.99	\$313,922.37	\$182,649.52	\$454,676.13	\$16,428.80	\$1,006,386.81
Dec	\$1,376,863.25	\$28,389.54	\$306,447.52	\$89,347.36	\$326,687.78	\$0.00	\$750,872.20
Jan	\$1,387,261.45	\$39,635.44	\$205,530.87	\$109,009.91	\$244,286.89	\$6,395.60	\$604,858.71
Feb	\$1,187,993.86	\$34,011.46	\$185,997.30	\$82,736.16	\$226,530.57	\$4,157.20	\$533,432.69
Mar	\$1,412,788.96	\$32,866.76	\$280,489.84	\$156,092.87	\$365,445.76	\$0.00	\$834,895.23
Apr	\$1,304,032.27	\$44,464.87	\$215,446.78	\$94,494.15	\$253,538.01	\$3,517.60	\$611,461.41
May	\$1,316,038.76	\$33,148.57	\$189,813.15	\$137,735.81	\$255,988.81	\$6,475.60	\$623,161.94
Jun							\$0.00
Total	\$14,339,522.58	\$388,208.40	\$2,809,388.16	\$1,310,490.91	\$2,939,480.83	\$36,974.80	\$7,484,543.10

Credit Bureau		Contractual Writeoffs				
	Placements	Collections	Insurance	Medicaid	Medicare	Total
Jul	\$0.00	\$11,877.00	\$66,250.65	\$140,299.92	\$274,394.43	\$480,945.00
Aug	\$0.00	\$8,102.00	\$44,522.20	\$128,055.97	\$174,615.83	\$347,194.00
Sep	\$371,559.00	\$9,433.00	\$52,037.74	\$160,700.79	\$176,587.26	\$389,325.79
Oct	\$265,876.00	\$10,928.00	\$57,691.25	\$116,973.39	\$240,854.10	\$415,518.74
Nov	\$0.00	\$6,743.00	\$53,179.84	\$103,825.89	\$450,305.13	\$607,310.86
Dec	\$265,229.00	\$8,743.00	\$46,483.13	\$84,871.46	\$277,890.22	\$409,244.81
Jan	\$240,576.00	\$11,356.00	\$60,147.80	\$157,975.82	\$269,835.69	\$487,959.31
Feb	\$260,269.00	\$5,702.00	\$35,970.86	\$107,328.18	\$271,575.27	\$414,874.31
Mar	\$0.00	\$11,077.00	\$37,460.34	\$137,680.97	\$312,797.53	\$487,938.84
Apr	\$0.00	\$9,998.00	\$71,176.18	\$137,417.88	\$290,819.98	\$499,414.04
May	\$192,635.00	\$8,264.00	\$30,827.02	\$104,321.21	\$239,794.76	\$374,942.99
Jun						\$0.00
Total	\$1,596,144.00	\$102,223.00	\$555,747.01	\$1,379,451.48	\$2,979,470.20	\$4,914,668.69

Projected Collections **\$7,300,000.00**
YTD Collections **\$7,484,543.10**
Projection Remaining **\$0.00**
% of FY Exhausted **91.67%**

